
These are instructions for Incoming First-Year,
Incoming Transfer, and Incoming Graduate
Students who wish to apply for Housing

x The New Student Housing Application will open Monday, March 10, 2025.


NEXT STEPS:

I want to live on campus for the 2025-26 academic year!

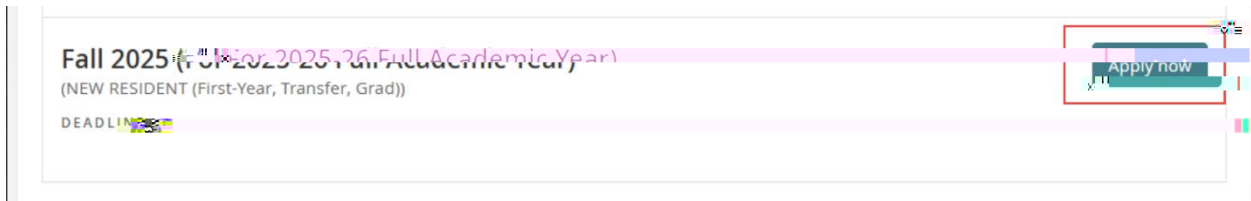
If you haven't already done so, please follow these steps

Once you have assured that your Alvernia email is ready, proceed as follows:


4. Click HOUSING OVERVIEW, then choose a STUDENT TYPE for Fall 2025 that begins with "New" that best aligns with your specific situation:



5. Complete the Fall 2025 Application (For 2025-26 Full Academic Year) by clicking the green "APPLY NOW" button:



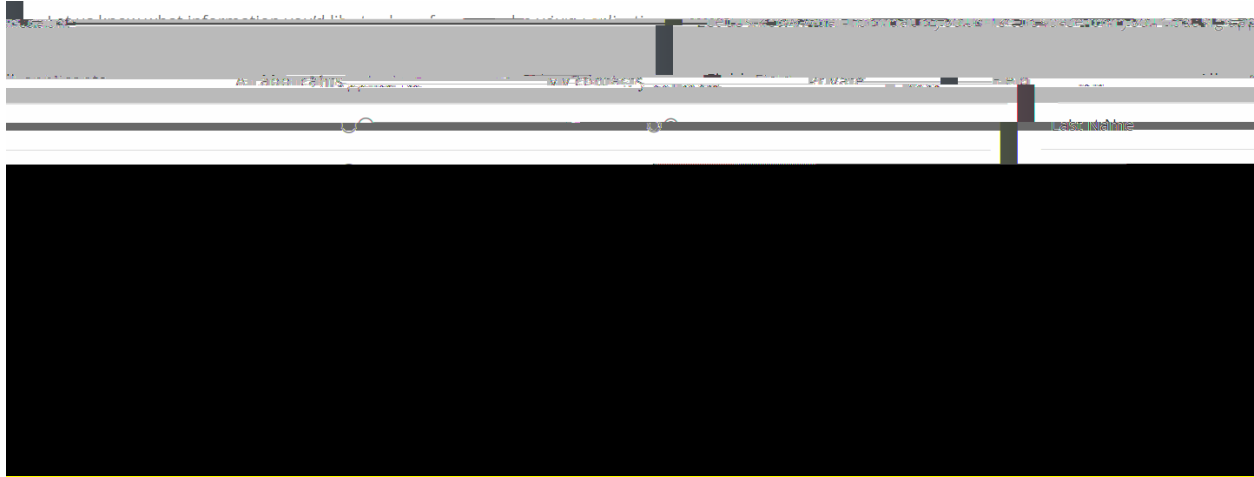
6. Proceed through the application and answer all questions.
7. On the last page of the application, you will find several boxes to check. One box has your housing contract attached (terms & conditions file), please read these terms and conditions. The other box indicates that you have been truthful when answering the questions.
8. Once you have checked both boxes, please click "submit application"




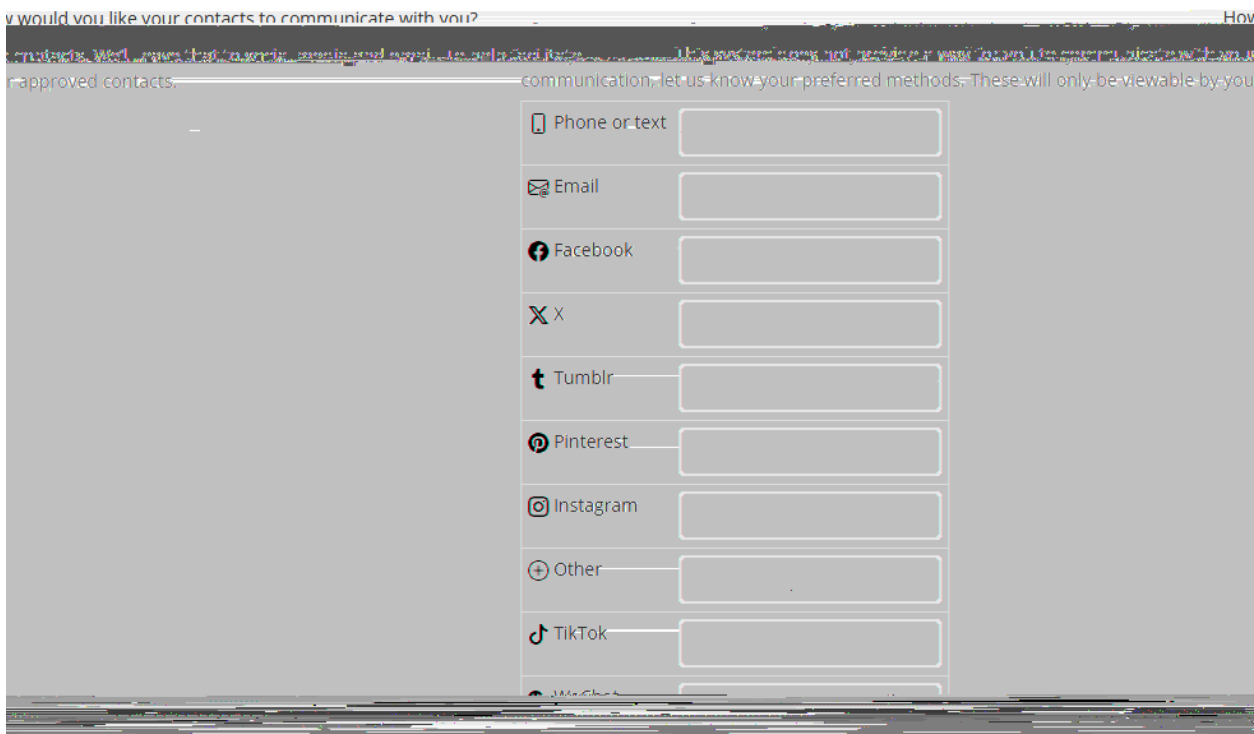
ROOMMATES!

Now that I have completed my housing application, on my homepage I have the ability to complete a roommate group (if I know who I'd like to live with), and/or create a roommate profile so I can search for potential roommates. Please note that opportunities for roommate groups are limited to only those in your specific cohort—~~incoming~~ incoming students can only create roommate groups with other incoming students. The Office of Residence Life will do our best to accommodate roommate requests

4. Decide how you want to share the information



5. Share how you would like others to contact you *please note you determine what contact information you disclose, AU does not provide that for students.



*If you get stuck at any point or have any questions, please contact ORL via email
reslife@alvernia.edu.*
